





Math Worksheet

Kindergarten: Shapes & Names

Name: _____ Date: _____









1. DRAW A LINE TO MATCH THE SHAPE TO ITS NAME.

	<input type="radio"/>	<input type="radio"/>	<div>Circle</div>
	<input type="radio"/>	<input type="radio"/>	<div>Star</div>
	<input type="radio"/>	<input type="radio"/>	<div>Triangle</div>
	<input type="radio"/>	<input type="radio"/>	<div>Square</div>

2. SORTING: CUT OUT THE SHAPES BELOW AND PASTE THEM IN THE CORRECT BOX.

Straight Lines

Curved Lines



✂

----- Cut along the dotted line -----

✂