

Mathematical Properties: Faces, Edges & Vertices


Activity 1: Color by Property

Look at the properties. Color the shapes below based on the code:

0 Vertices (Circle) → RED





3 Vertices (Triangle) → BLUE

4 Vertices (Square) → GREEN



Activity 2: Count and Write

Look at the 3D Shapes. Count the Faces, Edges, and Vertices.

Shape	Name	Faces (Flat Sides)	Vertices (Corners)
	Cube	_____	_____
	Sphere	_____	_____
	Cone	_____	_____
	Rectangular Prism	_____	_____

Activity 3: Connect the Dots

Draw a line to match the word to the correct part of the shape.

- FACE •
- EDGE •
- VERTEX •



- The flat surface
- The sharp corner
- The straight line