

Name: \_\_\_\_\_

Date: \_\_\_\_\_













# 3D Forms: Patterns & Colors

**Part 1: The Key.** Look at the 3D shapes below. This key tells you which color belongs to which shape.

			
<b>RED</b> (Cube)	<b>BLUE</b> (Sphere)	<b>GREEN</b> (Cylinder)	<b>YELLOW</b> (Cone)

## Part 2: Complete the Pattern

Draw or write the shape that comes next in the sequence.

## Part 3: Color by Shape

Use the **Key** from Part 1. Color the boxes below based on the 3D form inside them.

