


TESSELLATION CHALLENGE

SPATIAL REASONING & MATHEMATICS


1. Finish the Pattern

Look at the shapes. What comes next? Draw the shape or write the color in the box.




2. Color the Grid

Color the squares below to create a checkerboard pattern (Tessellation). Make sure no two squares of the same color touch on the sides!



3. Create Your Own Shape

Draw a shape that could fit together with other shapes like a puzzle piece. Think about triangles, rectangles, or hexagons!



Draw Here