

Name: _____

Date: _____

PHONICS PATTERN MATH

AB Patterns: Picture to Letter

Directions: Say the name of each picture. Look at the letters. Complete the AB pattern by drawing the next picture or writing the correct starting letter in the box.




A



B



A




C



D



C




S



T



S



F



G



F

