


Name: \_\_\_\_\_

Date: \_\_\_\_\_

# PHONICS & MATH SORTING

Identify the starting blend. Sort the items. Count the total.

**Directions:** 1. Look at the pictures in the item bank. 2. Draw a line or cut/paste the picture into the column with the matching starting sound. 3. Count how many items are in each column and write the number in the bottom boxes.






PL (Plus)	ST (Star)	TR (Triangle)

Total Count: How many shapes/objects for each sound?

PL =

ST =

TR =

 +  +  =  (Total Objects)