

Name : \_\_\_\_\_

Date : \_\_\_\_\_

 **COLOR BY TIME**

















**Directions:** Look at the digital time in the key. Find the matching analog clock face in the grid. Color the square with the correct crayon.

 Red = 1:00

 Blue = 1:30

 Green = 2:00

 Yellow = 2:30

-----

 **Write the Time (Phonics Practice)**

Look at the clock. Write the words on the line (e.g., "One o'clock" or "Half past one").



