




Name: _____


Date: _____

Classroom Attendance

Look around the classroom. Draw a tally mark (|) for each student present.

CATEGORY	TALLY MARKS	COUNT
 Boys		
 Girls		
 Absent		

DATA ANALYSIS

1. How many  Boys?

2. How many  Girls?

3. Circle the group that has **more**:  or 

4. **Add** them together:

(Boys)

+

(Girls)

=

(Total)