





Name: _____

Date: _____

FAVORITE FOOD SURVEY

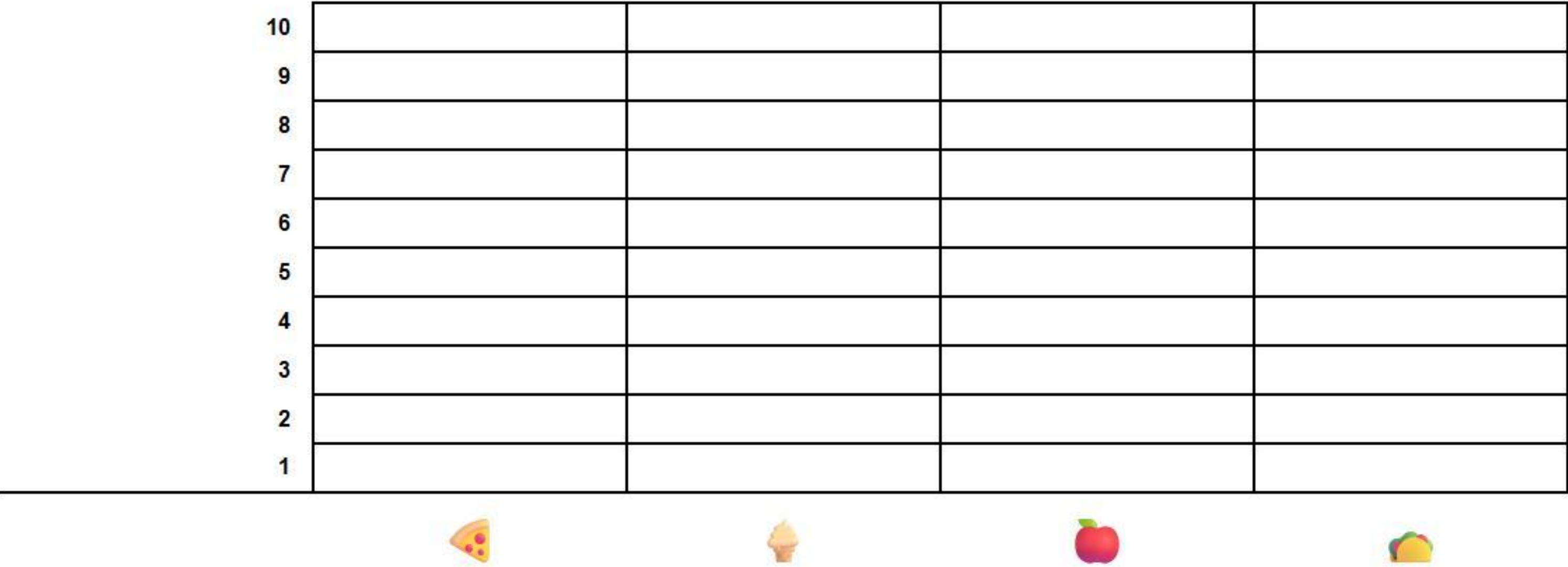
1. COUNT THE TALLY MARKS

Ask 10 friends their favorite food. Draw tally marks and write the total.

FOOD	TALLY MARKS	TOTAL NUMBER
		
		
		
		

2. COLOR THE GRAPH


Color one box for each vote to make a bar graph.



3. ANSWER THE QUESTIONS

1. Which food has the **most** votes? Draw it here:

2. Which food has the **least** votes? Draw it here:

3. How many students liked Pizza  ?