





CLASS SURVEY: FAVORITE FRUITS


Ask 10 friends what their favorite fruit is. Draw a tally mark for each answer.

1. COLLECT DATA

Fruit	Tally Marks (Draw)	Total Number
		<div></div>
		<div></div>
		<div></div>
		<div></div>

2. GRAPH YOUR DATA

Color one box for each vote you counted above.



3. ANALYZE

- A. Which fruit has the **most** votes?
- B. Which fruit has the **least** votes?
- C. How many friends voted in total?