


Name: \_\_\_\_\_

Date: \_\_\_\_\_

# Tally Marks & Line Plots




## 1. COUNT THE FRUIT

Look at the fruits in the box below.



## 2. FREQUENCY TABLE

Count each fruit above. Draw tally marks and write the total number.

Fruit	Tally Marks	Count
		
		
		

## 3. LINE PLOT

Mark an **X** for each fruit counted above.

