


Name: _____


Date: _____

COLOR PICTOGRAPH


1. Count the items by color. 2. Color the boxes in the graph to match.



5				
4				
3				
2				
1				
	 RED	 BLUE	 GREEN	 YELLOW

Total :

Total :

Total :

Total :