





**Instructions:** Count the items in the box below. Make tally marks in the chart, then color the graph to match your count.



1. TALLY CHART

ITEM	TALLY MARKS	TOTAL
		
		
		
		

2. BAR GRAPH

