


















Name: _____

Date: _____

Tally Chart Worksheet

Directions: Count the pictures. Draw tally marks in the middle column. Write the total number in the box.

ITEMS	TALLY MARKS	TOTAL
  		<div></div>
    		<div></div>
 		<div></div>
   		<div></div>
		<div></div>
     		<div></div>