



















Data Analysis: Fruit Stand

Name: _____

Date: _____

Directions: Count the fruits in the chart below and answer the questions.

Apples	    
Bananas	  
Oranges	   
Strawberries	     

1. How many apples are there?

2. How many bananas are there?

3. How many oranges are there?

4. Which fruit has the **most**?   

5. Which fruit has the **least**?   

6. Count all the fruits together: