
















Math Activity: Picture Graph Analysis


Name: _____


Date: _____


Look at the fruit graph below:


FRUIT NAME	COUNT THE PICTURES
Apples 🍏	   
Bananas 🍌	 
Oranges 🍊	     
Pears 🍐	  

1. Count and write the number for each fruit:

 :

 :

 :


 :

2. Which fruit has the MOST? (Circle one)









3. Which fruit has the LEAST? (Circle one)













4. Draw a check mark (✓) next to the correct sentence:

☐

There are more  than .

☐

There are more  than .