















Name: _____

Date: _____

Picture Graph: My Toy Box

Look at the toys in the box. Count them and answer the questions.

Balls	   
Cars	 
Bears	    
Robots	  

Count and Write:

1. How many **Cars**  are there?
2. How many **Robots**  are there?
3. How many **Balls**  are there?



Compare:

4. Which toy has the **MOST**? (Circle one)



5. Which toy has the **LEAST**? (Circle one)



6. Are there more **Bears**  than **Balls**  ? (Circle Yes or No)

YES NO