

















Name: \_\_\_\_\_

Date: \_\_\_\_\_

# Science Skills: Visual Discrimination

## PART 1: FIND THE ODD ONE OUT

Look at the science objects in each row. Circle the one that is different from the others.

## PART 2: SIZE & DETAIL ANALYSIS

Find the microscope view (magnifying glass) that matches the specimen on the left.