














MAGNETIC OR NOT?

Directions: Look at the object in each row. Is it magnetic?
Check the box under the  (Magnet) if it sticks. Check the box under the  (No) if it does not stick.

OBJECT	NAME	MAGNETIC 	NOT MAGNETIC 
	Paper Clip	<input type="checkbox"/>	<input type="checkbox"/>
	Teddy Bear	<input type="checkbox"/>	<input type="checkbox"/>
	Iron Screw	<input type="checkbox"/>	<input type="checkbox"/>
	Leaf	<input type="checkbox"/>	<input type="checkbox"/>
	Metal Key	<input type="checkbox"/>	<input type="checkbox"/>
	Wooden Pencil	<input type="checkbox"/>	<input type="checkbox"/>
	Scissors	<input type="checkbox"/>	<input type="checkbox"/>
	Rubber Duck	<input type="checkbox"/>	<input type="checkbox"/>

Part 2: Find two new objects in your classroom.

Draw something Magnetic :

Draw something Non-Magnetic :