

Kindergarten Language Arts


Name: _____

Date: _____


1. PHONEME BLENDING

Point to the sounds, blend them together, and name the picture.


/c/ - /a/ - /t/ →



/s/ - /u/ - /n/ →



/p/ - /i/ - /g/ →



2. MATCH THE RHYMES

Draw a line connecting the pictures that rhyme.



3. DRAW A RHYME

Look at the picture. Draw something that rhymes with it in the box.



Draw here (e.g., dog, log)



Draw here (e.g., cat, hat)