

Name: \_\_\_\_\_





Date: \_\_\_\_\_

# My Community Map

Look at the map below. Use the map key to find places in our town.





 SCHOOL	 PARK	 POLICE
 FIRE STATION	 MY HOUSE	 HOSPITAL
 LIBRARY	 STORE	 POST OFFICE

## Map Key (Legend):

 Home    School    Park    Store

-----

## Questions:

- 1. Find the **School**  on the map. Put a circle around it.
- 2. The **Park**  is next to the \_\_\_\_\_.
- 3. Count all the buildings on the map. How many?
- 4. Draw a line from **My House**  to the **Store** .