







Name: \_\_\_\_\_

Date: \_\_\_\_\_

Ending Sounds: Needs & Wants

Directions:

- 1. Say the name of the picture.
- 2. Write the **ending sound** letter on the line.
- 3. Circle if the item is a **Need** or a **Want**.

Picture	Complete the Word	Circle One
	M i l _ _	<input type="radio"/> Need <input type="radio"/> Want
	D o l _ _	<input type="radio"/> Need <input type="radio"/> Want
	B e _ _	<input type="radio"/> Need <input type="radio"/> Want
	D r u _ _	<input type="radio"/> Need <input type="radio"/> Want
	S p o o _ _	<input type="radio"/> Need <input type="radio"/> Want
	R o b o _ _	<input type="radio"/> Need <input type="radio"/> Want