



CUTTING & COLOR CODING


Listen, Color, and Cut


Instructions for Student: Listen to the color instruction. Color the circle next to the picture. Then, use scissors to cut along the dotted line to reach the picture.







Color Red







Color Green







Color Yellow





Color Blue





Color Purple

Teacher/Parent Script (Auditory Processing):
1. "Find the Apple. Pick up your Red crayon. Color the circle next to the Apple Red."
2. "Find the Frog. Pick up your Green crayon. Color the circle next to the Frog Green."
3. "Find the Sun. Pick up your Yellow crayon. Color the circle next to the Sun Yellow."
4. "Find the Butterfly. Pick up your Blue crayon. Color the circle next to the Butterfly Blue."
5. "Find the Eggplant. Pick up your Purple crayon. Color the circle next to the Eggplant Purple."
After coloring, ask the child to cut along the dashed lines starting from the scissors.