












Name: _____






Date: _____

1. FINISH THE PATTERN

Look at the shapes. Draw or color the correct shape in the empty box.








2. CIRCLE THE STARTING BLEND


Say the name of the picture. Circle the letters that start the word.



sp

tr


fl



bl

cr

st



gr

sl

dr

3. TRACE THE PATH

Help the animal get to the food by tracing the line.



