





Name: _____







Date: _____

PART 1: COUNT & TALLY




Count the items. Draw tally marks in the box (e.g., ||||).










Draw Tally Here



Draw Tally Here



Draw Tally Here



Draw Tally Here

PART 2: COLOR BY NUMBER

Use crayons to color the squares according to the numbers below.

1 = Blue 

2 = Red 

3 = Yellow 

1	1	2	2	1	2	2	1	1
1	2	2	2	2	2	2	2	1
1	2	2	2	2	2	2	2	1
1	2	2	3	3	3	2	2	1
1	1	2	2	3	2	2	1	1
1	1	1	2	2	2	1	1	1
1	1	1	1	2	1	1	1	1