






1. Find the Odd One Out: Circle the picture that is different in each row.





































2. Logical Matching: Draw a line to connect the items that go together.




















3. Complete the Pattern: Draw the shape that comes next in the box.

