

SHAPE & COLOR SEQUENCING WORKSHEET

1. COMPLETE THE PATTERN

Look at the shapes. What comes next? Draw or paste the shape in the box.























2. COUNT THE SHAPES

Count how many specific shapes are in the row and write the number in the box.



How many Orange Squares ()? 



How many Red Hearts ()? 

 Cut out these shapes to use in Section 1:

