










Name: _____

Date: _____

FOLLOWING DIRECTIONS: PICTURE CLUES

Listen to or read the steps below. Use your pencil to mark the pictures in the box.

STEPS TO FOLLOW:

- ☐ 1. Find the **Apple**  . Draw a **Circle** around it.
- ☐ 2. Find the **Car**  . Draw a **Square** around it.
- ☐ 3. Find the **Tree**  . Draw a **Triangle** on top of it.
- ☐ 4. Find the **House**  . Draw a big **X** over it.
- ☐ 5. Find the **Dog**  and the **Ball**  . Draw a **Line** connecting them.