





COLOR BY PHONICS

 Kindergarten Activity Sheet

Name: _____ Date: _____

Instructions: Look at the letter sound in each box. Use the key below to color the picture.


1. Say the letter sound. 
2. Find the matching color. 
3. Color inside the lines. 


A  =  Red

B  =  Blue

S  =  Yellow

| | | | | | |
|---|---|---|---|---|---|
| B | B | B | S | S | B |
| B | A | A | B | A | A |
| B | A | A | A | A | A |
| B | B | A | A | A | B |
| B | B | B | A | B | B |
| B | B | B | B | B | B |

 **Cognitive Skills:**
☐ Letter Recognition
☐ Sound-Symbol Association
☐ Following Directions

 **Fine Motor Skills:**
☐ Pencil Grip
☐ Coloring within lines
☐ Hand-eye coordination