





















Name: \_\_\_\_\_

Date: \_\_\_\_\_

# CIRCLE THE ANTONYM

Instructions: Look at the first word and picture. Circle the picture that means the **opposite**.

<div>HOT</div> <div></div>	<div><div>Sun</div></div> <div><div>Cold</div></div> <div><div>Wood</div></div>
<div>HAPPY</div> <div></div>	<div><div>Fun</div></div> <div><div>Laugh</div></div> <div><div>Sad</div></div>
<div>DAY</div> <div></div>	<div><div>Night</div></div> <div><div>Cloud</div></div> <div><div>Flower</div></div>
<div>FAST</div> <div></div>	<div><div>Run</div></div> <div><div>Slow</div></div> <div><div>Car</div></div>
<div>UP</div> <div></div>	<div><div>Down</div></div> <div><div>Right</div></div> <div><div>Stop</div></div>